

Stand By Me Ben E King

Hear this song at: <http://www.youtube.com/watch?v=Us-TVg40ExM>

(Playing for Change version, play along in this key)

From: Richard G's Ukulele Songbook www.scorpex.net/Uke

Jamaican-ish?

Intro: [C] [Am] [F] [G7] [C]

[C] When the night has come [Am] and the land is dark
And the [F] moon is the [G7] only light we'll [C] see

[C] No I won't be afraid no I [Am] won't be afraid
Just as [F] long as you [G7] stand stand by [C] me

[C] So darling darling stand by me oh [Am] stand by me
Oh [F] stand [G7] stand by me stand by [C] me

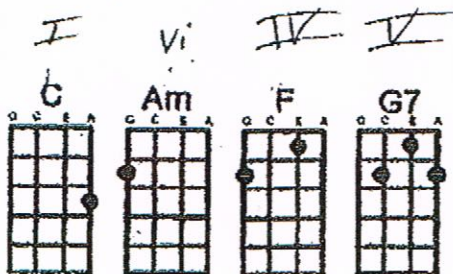
[C] If the sky that we look upon
[Am] Should tumble and fall

Or the [F] mountain should [G7] crumble to the [C] sea

[C] I won't cry I won't cry no I [Am] won't shed a tear
Just as [F] long as you [G7] stand stand by [C] me

[C] And darling darling stand by me oh [Am] stand by me
Oh [F] stand [G7] stand by me stand by [C] me

[C] And darling darling stand by me oh [Am] stand by me
Oh [F] stand [G7] stand by me stand by [C] me



As a variation:
* play open, then chord Am, F.
G7 - partial open

*transpose to
G*

Em C D

*see ukulele underground
for more songs
w/ these chords.*

Morningtown Ride

The Seekers Play This Song in the key of G just like this version/

Intro:- C - G - D - G

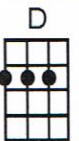
[G]Train whistle blowin',
[C]Makes a sleepy [G]noise;
[C]Underneath their [G]blankets
Go [Am]all the girls and [D]boys.

[G]Rockin', rollin', ridin',
[C]Out along the [G]bay,
[C]All bound for [G]Morningtown,
[D]Many miles a[G]way.

[G]Driver at the engine,
[C]Fireman rings the [G]bell,
[C]Sandman swings the [G]lantern
To [Am]show that all is [D]well.

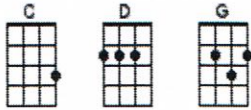
[G]Maybe it is raining
[C]Where our train will [G]ride;
[C]All the little [G]travellers
Are [Am]warm and snug in[D]side.

[G]Somewhere there is sunshine,
[C]Somewhere there is [G]day,
[C]Somewhere there is [G]Morningtown,
[Am]Many miles a[D]way.



The Ladybugs' Picnic

Bud Luckey 1970's (performed by Jim Kweskin for Sesame Street)



INTRO: / 1 2 / 1 2 / [G] / [G] /

[G] One two three, four five six, seven eight nine, ten eleven twelve
[D] Ladybugs came, to the Ladybugs' [G] Picnic [G]
[G] One two three, four five six, seven eight nine, ten eleven twelve
And they [D] all played games, at the Ladybugs' [G] Picnic [G]

They [C] had twelve sacks so they ran sack races
And they [G] fell on their backs and they fell on their faces
[D] Ladybugs 12, at the Ladybugs' [G] Picnic [G]
They [C] played jump rope but the rope it broke
So they [G] just sat around telling knock-knock jokes
[D] Ladybugs 12, at the Ladybugs' [G] Picnic [G]

[G] One two three, four five six, seven eight nine, ten eleven twelve
[D] Ladybugs came, to the Ladybugs' [G] Picnic [G]
[G] One two three, four five six, seven eight nine, ten eleven twelve
And they [D] all played games, at the Ladybugs' [G] Picnic [G]

INSTRUMENTAL: < KAZOOS >

They [C] had twelve sacks so they ran sack races
And they [G] fell on their backs and they fell on their faces
[D] Ladybugs 12, at the Ladybugs' [G] Picnic [G]
They [C] played jump rope but the rope it broke
So they [G] just sat around telling knock-knock jokes
[D] Ladybugs 12, at the Ladybugs' [G] Picnic [G]

[G] One two three, four five six, seven eight nine, ten eleven twelve
And they [D] chatted away, at the Ladybugs' [G] Picnic [G]

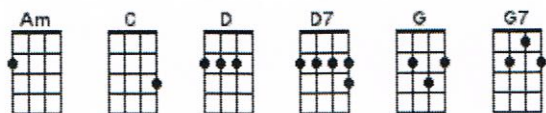
They [C] talked about the high price of furniture and rugs
And [G] fire insurance for ladybugs
[D] Ladybugs 12, at the Ladybugs' [G] Picnic [G]
Oh [D] Ladybugs 12, at the Ladybugs' [G] Picnic [G]↓ [D]↓ [G]↓

TWELVE!

www.bytownukulele.ca

Rockin' Robin

Leon René aka Jimmie Thomas (as recorded by Bobby Day 1958)



INTRO: / 1 2 3 4 / [G] / [G] /

[G] Tweedly deedly dee [Am] tweedly [D] deedly dee
[G] Tweedly deedly dee [Am] tweedly [D] deedly dee
[G] Tweedly deedly dee [Am] tweedly [D] deedly dee
[G]↓ Tweet - [G]↓ tweet - - [G]↓ tweet [G]↓ tweet

He [G] rocks in the tree-top all the day long
[G] Hoppin' and a-boppin' and a-singin' his song
[G] All the little birds on Jay Bird Street
[G] Love to hear the robin goin'
[G7]↓ Tweet [G7]↓ tweet [G7]↓ tweet

CHORUS:

[G7]↓ Rockin' [C] robin (tweet [C] tweet, tweet)
Rockin' [G] robin (tweet [G] tweedly dee)
[D7] Blow rockin' robin `cause we're
[C] Really gonna rock to-[G]night (tweet [G] tweedly dee)

[G] Every little swallow, every chickadee
[G] Every little bird in the tall oak tree
The [G] wise old owl, the big black crow
[G] Flappin' their wings singin' [G7]↓ go [G7]↓ bird [G7]↓ go

CHORUS:

[G7]↓ Rockin' [C] robin (tweet [C] tweet, tweet)
Rockin' [G] robin (tweet [G] tweedly dee)
[D7] Blow rockin' robin `cause we're
[C] Really gonna rock to-[G]night (tweet [G] tweedly dee)

A [C] pretty little raven at the bird band stand
[G] Taught him how to do the bop and [G7] it was grand
They [C] started goin' steady and bless my soul
He [D7]↓ out bopped the buzzard and the oriole

He [G] rocks in the tree-top all the day long
[G] Hoppin' and a-boppin' and a-singin' his song
[G] All the little birds on Jay Bird Street
[G] Love to hear the robin goin' [G7]↓ tweet [G7]↓ tweet [G7]↓ tweet

CHORUS:

[G7]↓ Rockin' [C] robin (tweet [C] tweet, tweet)
Rockin' [G] robin (tweet [G] tweedly dee)
[D7] Blow rockin' robin 'cause we're
[C] Really gonna rock to-[G]night (tweet [G] tweedly dee)

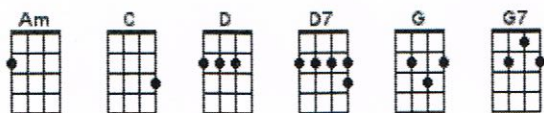
Well, the [C] pretty little raven at the bird band stand
[G] Taught him how to do the bop and [G7] it was grand
They [C] started goin' steady and bless my soul
He [D7]↓ out bopped the buzzard and the oriole

He [G] rocks in the tree-top all the day long
[G] Hoppin' and a-boppin' and a-singin' his song
[G] All the little birds on Jay Bird Street
[G] Love to hear the robin goin' [G7]↓ tweet [G7]↓ tweet [G7]↓ tweet

CHORUS:

[G7]↓ Rockin' [C] robin (tweet [C] tweet, tweet)
Rockin' [G] robin (tweet [G] tweedly dee)
[D7] Blow rockin' robin 'cause we're
[C] Really gonna rock to-[G]night (tweet [G] tweedly dee)

[G] Tweedly deedly dee [Am] tweedly [D] deedly dee
[G] Tweedly deedly dee [Am] tweedly [D] deedly dee
[G] Tweedly deedly dee [Am] tweedly [D] deedly dee
[G]↓ Tweet - [G]↓ tweet - - <WHISTLE>



Boys

artist: The Beatles, writers: Luther Dixon/Wes Farrell

[A] I've been told when a boy kiss a girl,
[A] He take a trip around the world.
Hey, [D] Hey, (Bop shuop, mBop bop shuop)
Hey, [A] Hey, (Bop shuop, mBop bop shuop)
Hey, [E] hey (Bop shuop, mBop bop shuop)
Oh, [D] she say ya [A] do. (Bop shuop) [E7]

[A] My girl says when I kiss her lips,
[A] Gets the thrill to her fingertips.
Hey, [D] Hey, (Bop shuop, mBop bop shuop)
Hey, [A] Hey, (Bop shuop, mBop bop shuop)
Hey, [E] hey (Bop shuop, mBop bop shuop)
Oh, [D] she say ya [A] do. (Bop shuop) [E7]


Well, I talk about [A] boys, (yeah, yeah boys)
[A] Don't ya know I mean boys.. (yeah, yeah, boys)
Well, I talk about [D] boys now, (yeah, yeah, boys)
Aaahhh, boys [A] (yeah, yeah, boys)
Well, I talk about [E7] boys now, (yeah, yeah, boys)
[D] What a bundle of joy. [A] [E7]

Instrumental repeat chorus above

[A] My girl says when I kiss her lips,
[A] Gets the thrill to her fingertips.
Hey, [D] Hey, (Bop shuop, mBop bop shuop)
Hey, [A] Hey, (Bop shuop, mBop bop shuop)
Hey, [E] hey (Bop shuop, mBop bop shuop)
Oh, [D] she say ya [A] do. (Bop shuop) [E7]

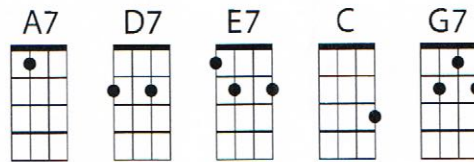
Well, I talk about [A] boys, (yeah, yeah boys)
[A] Don't ya know I mean boys.. (yeah, yeah, boys)
Well, I talk about [D] boys now, (yeah, yeah, boys)
Aaahhh, boys [A] (yeah, yeah, boys)
Well, I talk about [E7] boys now, (yeah, yeah, boys)
[D] What a bundle of joy. [A] [E7]

Well, I talk about [A] boys, (yeah, yeah boys)
[A] Don't ya know I mean boys.. (yeah, yeah, boys)
Well, I talk about [D] boys now, (yeah, yeah, boys)
Aaahhh, boys [A] (yeah, yeah, boys)
Well, I talk about [E7] boys now, (yeah, yeah, boys)
[D] What a bundle of joy. [A] [A7]



Birthday

Beatles



Intro: A7x4 D7x2 A7x2 E7x2 A7x2

Intro Tab:

```

    A7                x2  D7                A7
A-----|-----0-3-2---0---|-----|-----|
E-----0-3-2---0---|-----2-----|-----0-3-2---0---|
C-----1-----|-----2-2-----2-|-----1-----|
G--2-2-----2-|-----|-----2-2-----2-|

    E7                A7
A-----2-5-4---2---|-----|
E--0-0-4-----0-|-----0-3-2---0---|
C-----|-----1-----|
G-----|-----2-2-----2-|
  
```

Chorus

(A7) They say it's your birthday
 (A7) It's my birthday too, yeah
 (D7) They say it's your birthday
 (A7) We're gonna have a good time
 (E7) I'm glad it's your birthday
 (A7) Happy birthday to you

(Chuck for 8 bars)

Ah...Ah...Ah...Come on...Come on

(E7x2)

(E7) Yes we're going to a party party
 (E7) Yes we're going to a party party
 (E7) Yes we're going to a party party

Bridge

(C) I would (G7) like you to dance
 (C) (Birthday) Take a (G7) cha-cha-cha-chance
 (C) (Birthday) I would (G7) like you to dance
 (C) (Birthday) (G7) Dance yeah (E7x2)

Play Chorus as Instrumental

Break A7/ A7-G7 A7/ A7-G7

Break Tab

```

    A7                G7    A7
A-----0-----|-----2---|-----0--3--5b6b5-3-0-2--|
E---0--3---3-0---|-----1---|---0--3-----1---|
C-----|-----2-0---2---|-----2-----2---|
G--2-----|-----2-0---|-----2-----0---|
  
```

Repeat Bridge

Repeat Chorus

Calendar Girl

artist:Neil Sedaka , writer:Neil Sedaka, Howard Greenfield

Neil Sedaka : <https://www.youtube.com/watch?v=E-N7FTwsgUQ> Capo on 3

[C] I love, I love, I love my [Am] calender girl
 [C] Yeah, sweet [Am] calender girl
 [C] I love, I love, I love my [Am] calender girl
 [F] Each and every [G] day of the [C] year [G7]

[C] (January) You start the year off fine
 [Am] (February) You're my little valentine
 [C] (March) I'm gonna march you down the aisle
 [Am] (April) You're the Easter Bunny when you smile

Chorus:

[F] Yeah, yeah, my [D7] heart's in a whirl
 I [C] love, I love, I love my little [A7] calender girl
 Every [D7] day (every day)
 Every [G7] day (every day) of the [C] year
 (Every [F] day of the [C] year) [G7]

[C] (May) Maybe if I ask your dad and mom
 [Am] (June) They'll let me take you to the Junior Prom
 [C] (July) Like a firecracker all aglow
 [Am] (August) When you're on the beach you steal the show

Chorus

[C] I love, I love, I love my [Am] calender girl
[C] Yeah, sweet [Am] calender girl

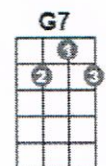

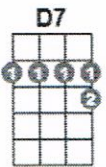

Chorus

Youtube goes up to C# here and continues a tone up from here – I ignored it

[C] (September) I light the candles at your Sweet Sixteen
 [Am] (October) Romeo and Juliet on Halloween
 [C] (November) I'll give thanks that you belong to me
 [Am] (December) You're the present 'neath my Christmas tree

Chorus

[C] I love, I love, I love my [Am] calender girl
 [C] Yeah, sweet [Am] calender girl
 (repeat to fade)



Baby Beluga - Raffi



Baby beluga in the deep blue sea, Swims so wild and you swim so free.



Heaven above and the sea below, And a little white whale on the go.



Baby beluga, baby beluga, Is the water warm? Is your mama home, With you, so ha - ppy?



Way down yonder where the dolphins play, Where you dive and splash all day,



Waves roll in and the waves roll out. See the water squirting out of your spout.



Baby beluga, oh, baby beluga, Sing your little song, sing for all your friends. We like to hear you.



When it's dark, you're home and fed. Curled up snug in your waterbed.



Moon is shining and the stars are out. Good night, little whale, good night.



Baby beluga, oh, baby beluga, With tomorrow's sun, another day's begun. You'll soon be waking.



Baby beluga in the deep blue sea, Swims so wild and you swim so free.




Heaven above and the sea below, And a little white whale on the go.



You're just a little white whale on the go.

All Day And All Of The Night

artist:The Kinks , writer:Ray Davies



<https://www.youtube.com/watch?v=F4DV-5d6a5g> Capo 2

[G] [F] [Bb] [G] [G] [F] [Bb] [G]

~~[F]~~ I'm [G] not con[F] tent to [Bb] be with [G] you in the [Bb] day-[G]time [F] [Bb] [G]
 [G] Girl I [F] want to [Bb] be with [G] you all of [Bb] the [G] time [F] [Bb] [G]
 The [Bb] only time I [F] feel alright is by your [A7] side
 [D] Girl I [C] want to [F] be with [D] you all of ~~[F]~~ the [D] time [C] [F] [D]

[D] All [C] day and [F] all of the [D] night
 [D] All [C] day and [F] all of the [D] night
 [D] All [C] day and [F] all of the [D] night

[G] I be[F] lieve that [Bb] you and [G] me last [Bb] for-[G]ever [F] [Bb] [G]
~~[F]~~ Oh [G] yea, all [F] day and [Bb] nighttime [G] yours, leave me [Bb] ne-[G]ver [F] [Bb] [G]
 The [Bb] only time I [F] feel alright is by your [A7] side
 [D] Girl I [C] want to [F] be with [D] you all of ~~[F]~~ the [D] time [C] [F] [D]

[D] All [C] day and [F] all of the [D] night
 [D] All [C] day and [F] all of the [D] night
 [D] All [C] day and [F] all of the [D] night
 Oh, come on...

[G] I be[F] lieve that [Bb] you and [G] me last [Bb] for-[G]ever [F] [Bb] [G]
~~[F]~~ Oh [G] yea, all [F] day and [Bb] nighttime [G] yours, leave me [Bb] ne-[G]ver [F] [Bb] [G]
 The [Bb] only time I [F] feel alright is by your [A7] side
 [D] Girl I [C] want to [F] be with [D] you all of ~~[F]~~ the [D] time [C] [F] [D]


[D] All [C] day and [F] all of the [D] night
 [D] All [C] day and [F] all of the [D] night
 [D] All [C] day and [F] all of the [D] night

Got My Mind Set On You

artist:George Harrison , writer:Rudy Clark

George Harrison: <https://www.youtube.com/watch?v=ItNsvINsm-4> Capo on 4th

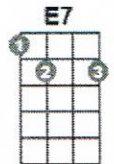
I got my mind [Am] set [E7] on [Am] you. I got my mind [C] set [G] on [C] you.(x2)
But it's gonna take [C] money, [F] [G] A whole lot of [C] spending [F] money [G]
It's gonna take [C] plenty of money [F] [G] to do it [C] right, child. [F] [G]



It's gonna take [C] time [F] [G] A whole lotta [C] precious [F] time [G]
It's gonna take [C] patience and [F] time, [G] Mmmmm
To [C] do it, to [F] do it, to [C] do it, to [F] do it, to [C] do it, to [F] do it [C] right, child.

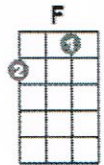


I got my mind [Am] set [E7] on [Am] you.
I got my mind [C] set [G] on [C] you. (x2)



[C] This time = know it's for [F] real; the [C] feeling that I [F] feel
I [C] know if I put my mind [F] to it, I [C] know that I really can [G] do it.

I got my mind [Am] set [E7] on [Am] you.
---- [C] Set [G] on [C] you. (x2)



But it's gonna take [C] money, [F] [G] A whole lot of [C] spending [F] money [G]
It's gonna take [C] plenty of money [F] [G] to do it [C] right, child.[F] [G]

It's gonna take [C] time [F] [G] A whole lotta [C] precious [F] time [G]
It's gonna take [C] patience and [F] time, [G] Mmmmm
To [C] do it, to [F] do it, to [C] do it, to [F] do it, To [C] do it, to [F] do it [C] right!



Instrumental x 2:

I got my mind [Am] set [E7] on [Am] you. I got my mind [C] set [G] on [C] you.

I got my mind [Am] set [E7] on [Am] you.
I got my mind [C] set [G] on [C] you. (x2)

[C] This time I know it's for [F] real; the [C] feeling that I [F] feel
I [C] know if I put my mind [F] to it, I [C] know that I really can [G] do it.

But it's gonna take [C] money, [F] [G] A whole lot of [C] spending [F] money [G]
It's gonna take [C] plenty of money [F] [G] to do it [C] right, child.[F] [G]

It's gonna take [C] time [F] [G] A whole lotta [C] precious [F] time [G]
It's gonna take [C] patience and [F] time, [G] Mmmmm
To [C] do it, to [F] do it, to [C] do it, to [F] do it, To [C] do it, to [F] do it [C] right!
[Am] set [E7] on [Am] you.
[C] set [G] on [C] you.

How Sweet it is to be Loved by You

Marvin Gaye



[4/4]

Intro: [C //Am] [D7////] [G] [G7]

Chorus:

[C] How sweet it [Am] is to be [D7] loved by [G] you [G7]

[C] How sweet it [Am] is to be [D7] loved by [G] you [G]

VERSE:

[G] I needed the shelter of [Em] someone's arms

[D] there you [C7] were

[G] I needed someone to under [Em] stand my ups and down's, ...

[D] and there you [C7] were

[G] With sweet love and [C7] devotion...

[G] Deeply touching my [C7] emotion...

I just want to [G] stop and thank you [C7] baby,

I just want to [G] stop and thank you [G] baby,

[C] How sweet it [Am] is to be [D7] loved by [G] you [G7]

[C] How sweet it [Am] is to be [D7] loved by [G] you [G]

VERSE:

I [G] close my [Em] eyes at night,

[D] wondering where would I be without [C7] you in my life

[G] Everything I did was [Em] just a bore,

[D] Everything I do it seems I [C7] did them before

[G] You brighten up for me [C7] all of my days

[G] With a love so sweet in [C7] so many ways

I just want to [G] stop and thank you [C7] baby,

I just want to [G] stop and thank you [G] baby,

Chorus:

[C] How sweet it [Am] is to be [D7] loved by [G] you [G7]

[C] How sweet it [Am] is to be [D7] loved by [G] you [G]

1/2 VERSE: Instrumental

[G][Em][D][C7]

[G][Em] [D][G]

BRIDGE

You were [G] better for me than I [Em] was to myself,

For me there is [D] you and there ain't [C7] nobody else

I just want to [G] stop and thank you [C7] baby,

I just want to [G] stop and thank you [G] baby,

Chorus:

[C] How sweet it [Am] is to be [D7] loved by [G] you [G7]

[C] How sweet it [Am] is to be [D7] loved by [G] you [G7]

repeat: End [G]



Take On Me

INTRO

We're [Am] talking a-[D]way, [G] I don't know what [C] I'm to [G] say
 I'll [Am] say it any-[D]way, to-[G]day is another [C] day to [G] find you
 [Am] Shying a-[D]way, [Em] I'll be coming for your [C] love, okay

CHORUS [G] Take [D] on [Em] me [C] (take on me)
 [G] Take [D] me [Em] on [C] (take on me)
 [G] I'll [D] be [Em] gone [C] in a day or
 [G] two [D] [C] [D]

So [Am] needless to [D] say, [G] I'm odds and ends, but [C] I'll [G] be
 [Am] Stumbling a-[D]way, [G] slowly learning that [C] life is o-[G]kay
 [Am] Say after [D] me, [Em] "It's no better to be [C] safe than sorry"

CHORUS

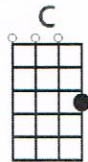
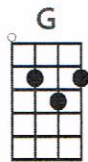
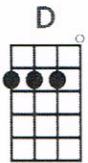

BRIDGE [Bm] /// | /// | [F] /// | /// | [Bm] /// | /// | [F] /// | /// |
 [Am] /// | /// | [D] /// | /// |

RPT INTRO [Am] /// | [D] /// | [G] /// | [C] / [G] / | x3
 [Am] /// | [D] /// | [Am] /// | [D] /// |

Oh [Am] things that you [D] say, [G] Oh, is it life or [C] just to [G] play
 My [Am] worries a-[D]way,
 [G] You're all the things I've [C] got to re-[G]member
 [Am] You're shying a-[D]way, [Em] I'll be coming for you [C] anyway

OUTRO [G] Take [D] on [Em] me [C] (take on me)
 [G] Take [D] me [Em] on [C] (take on me)
 [G] I'll [D] be [Em] gone [C] in a
 [G] Day [D] [Em] [C] (take on me)

[G] Take [D] on [Em] me [C] (take on me)
 [G] Take [D] me [Em] on [C] (take on me)
 [G] I'll [D] be [Em] gone [C]
 [G] [D] [Em] [C]
 slow --- right --- down ---> single
 [G] Take [D] on [Em] me [C] / / / [G]



Happy Trails TUC 03-05-14

(REAL SLOW LOPING SHUFFLE:)

(INTRO:) /C /A7 /Dm7 G7 /C
~~Happy trails to you, until we meet a gain~~

(VERSE:)

/C / / C#dim /G7
Happy trails to you, until we meet a-gain.
/Dm /G7 / (Gaug7) /C
Happy trails to you, keep smiling until then.
/C7 /F
Who cares about the clouds when we're to-gether?
/A7 /D7 G7
Just sing a song and bring the sunny wea-ther.
/C /A7 /Dm G7 /C
Happy trails to you, until we meet a---gain.

(BRIDGE:)

/C /A7 /Dm /
Some Trails are Happy ones, others are blue.
/G7 /
It's the way you ride the trail that counts.
/G7 /C
Here's a happy one for you.

(REPEAT VERSE, THEN TAG, WITH TREMOLO)

(TREMOLO STRETCH)
/C /A7 /Dm7(~) /G7(~) /C(~)
Happy trails to you, until we meet a-----gain.

C#dim = 0101

Gaug7 = 0331